



# Light *of the* WORLD

*Learning English through the Bible*

Unit A1-17



# Pray, Review, and Preview

**Bible Reading:** Moses Gives God's Laws

Exodus [3:9-12](#); [5:1-11](#); [12:21-42](#); [20:1-17](#)

**Theme:** Where is it?

**Pronunciation:** /L/ and /H/

**Grammar:** Prepositions of place



# What do you see?





# What do you see?



1. The people are **at** the park.

2. The tree is **behind** the woman.

3. The bread is **in** the basket.

4. The sun is **above** the land.

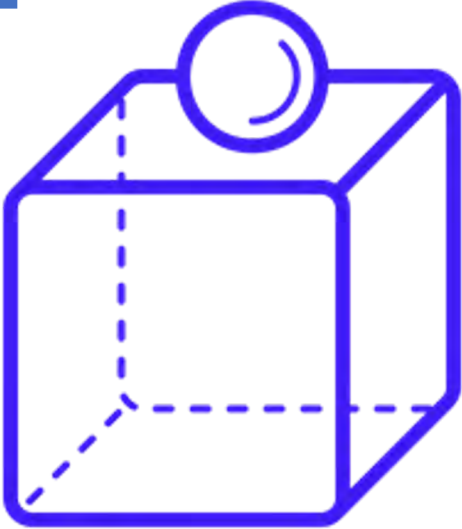
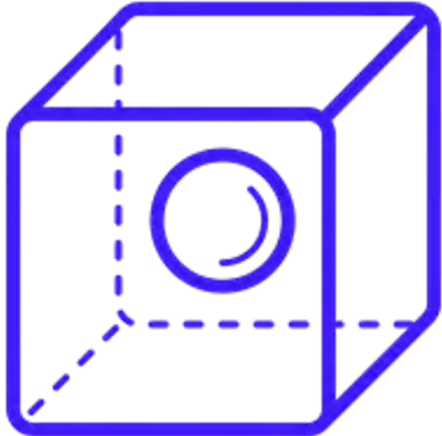
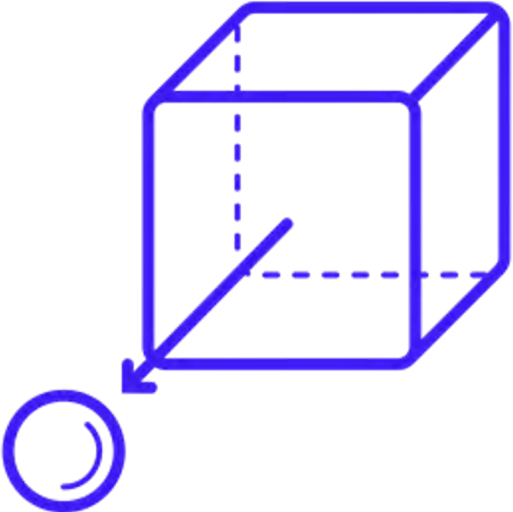
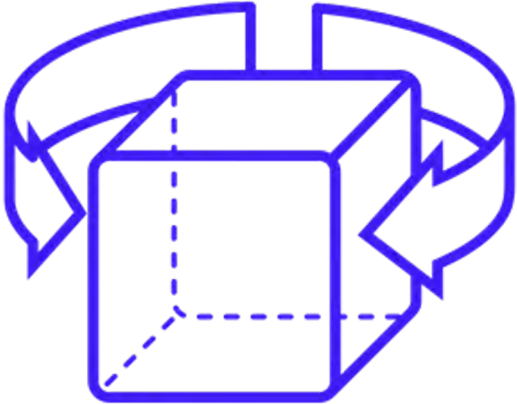
5. The dog is **beside** the man.

6. The food is **on** the blanket.





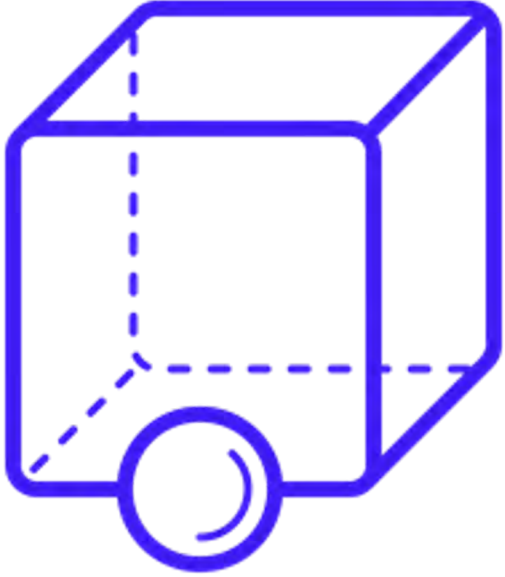
# Listen and repeat.

<p><b>1</b></p> 	<p><b>2</b></p> 	<p><b>3</b></p> 	<p><b>4</b></p> 
<p>on</p>	<p>in</p>	<p>out of</p>	<p>around</p>
<p>The ball is on the box.</p>	<p>The ball is in the box.</p>	<p>The ball is out of the box.</p>	<p>It is around the box.</p>

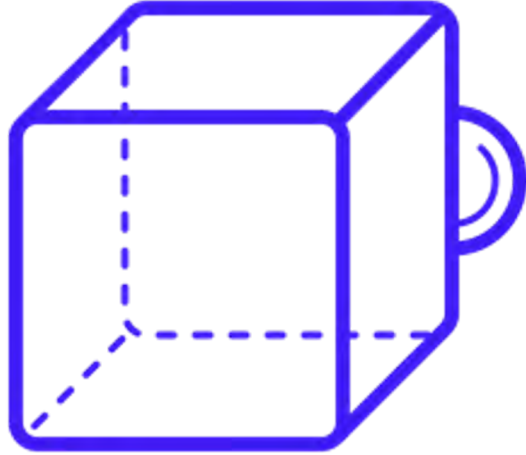


# Listen and repeat.

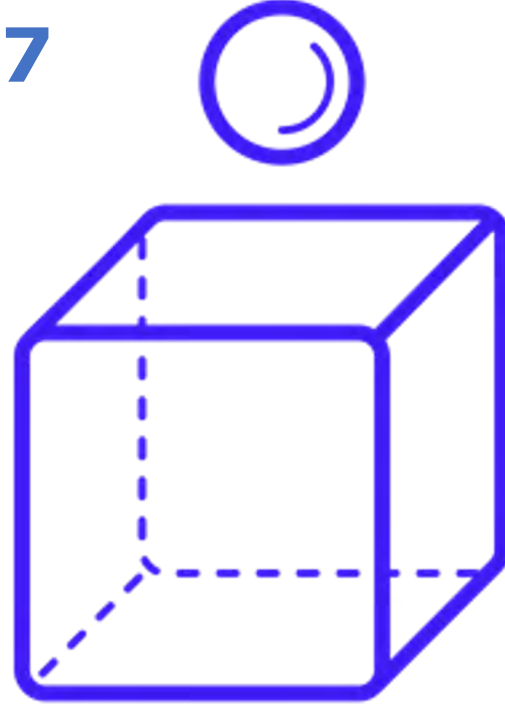
5



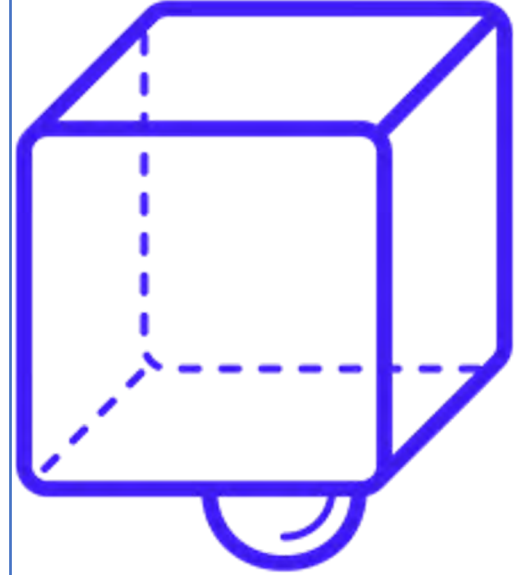
6



7



8



in front of

behind

above

below

The ball is in front of the box.

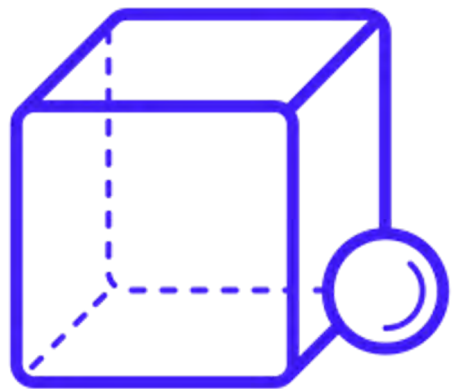
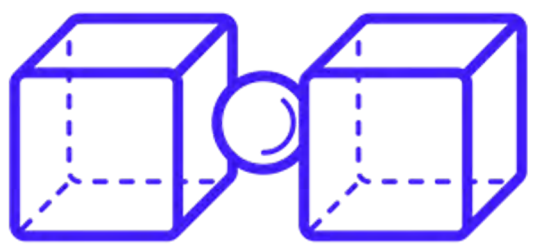


The ball is behind the box.

The ball is above the box.

The ball is below the box.



# Listen and repeat.

<p><b>9</b></p> 	<p><b>10</b></p> 	<p><b>11</b></p> 	<p><b>12</b></p> 
<p>beside</p>	<p>between</p>	<p>at</p>	<p>across</p>
<p>The ball is beside the box.</p>	<p>The ball is between the boxes.</p>	<p>We are at school.</p>	<p>He walks across the street.</p>



# Listen and repeat.

	<b>Noun</b>	<b>Verb</b>	<b>Preposition</b>	<b>Noun</b>
1	The pen	is	on	the book
2	The books	are	in front of	the box.
3	The ball	is	in	the box.
4	Adam	walks	across	the street.
5	The boys	are	at	the school.
6	The teacher	lives	behind	the church.





# Listen and repeat.

A: Do you know where my **phone** is?

B: Is it in your **room**?


A: No, it's not in my **room**.

B: Is it on the **table**?

A: It's not on the **table**, and it's not behind the **sofa**.

B: Oh! Here's your **phone**! It's between the **stove** and the **sink**.

A: Thank you!





# Listen and repeat.

1. /L/	2. /H/	3. Challenge
laws	help	
love	holy	
land	he	
Lord	hundred	
like	have	

A. The Lord Jesus loves and helps us.

B. He helps us have holy lives.



# Listen and repeat.

<b>A.</b>	<b>B.</b>	<b>C.</b>
in	under	above
on	over	below
at	out of	behind
law	mountain	between

# Moses Gives God's Law

[Exodus 3:9-12](#); [5:1-11](#); [12:21-42](#);  
[20:1-17](#)

Four hundred thirty (430) years passed. God's people grew in number. The new king of Egypt made them his slaves and was not kind to them.





Then God sent Moses to bring his people out of Egypt. Moses did many miracles to set them free. Moses led the people to a mountain.





God loved the people he made. He wanted them to live good, holy lives. So he gave them some laws. These laws help people to live the way God wants.

God wrote these laws on stone tablets and gave them to Moses. Moses gave these laws to the people.



These laws are called the Ten Commandments. God said: I am the Lord your God.

1. Do not have gods other than me.
2. Do not make for yourselves a god.

Do not worship any idol or false god.

3. Do not use my name in a wrong way.
4. Keep the Sabbath as a holy day. Do your work in six days. The seventh day is a day of rest.





5. Love and obey your father and mother.


6. Do not kill other people.

7. Do not do sex sins.

8. Do not steal.

9. Do not tell lies.


10. Do not want what belongs to other people.







The first four laws help us to love God with all our hearts. The last six laws help us to love all people.



As God promised Abraham, God brought his people back to the land he gave Abraham. They became a great nation.



# Answer the questions.

1. Who did God send to set his people free?
2. What did God give his people to help them live good lives?
3. Why does God want people to live “good, holy lives”?
4. Which command do you think is most important?
5. Why is it important?





# Listen and write one word per line.

1.
2.
3.
4.
5.
6.
7.

laws  
between  
under  
around  
below  
across  
above  
land

help  
have  
Lord  
love  
behind  
hundred  
holy  
like



# Write questions and ask your partner.

Questions	Answers
1. Where is <b>the teacher</b> ?	He is at home.
2. Where is _____	
3. Where are _____	
4. What is in _____	
5. What is on _____	
6. What is under _____	
7. What is behind _____	



# Where is the ball?

1.



2.



3.



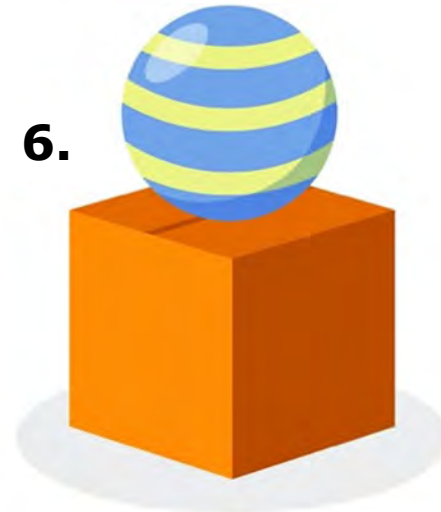
4.



5.



6.



above

across

around

at

behind

below

beside

between

in

in front of

on

out of



# Moses Song

Moses walked **across** the desert.  
Moses prayed to God **above**.  
He led God's people **out** of Egypt  
And told them of His love.  
Moses walked **up** the mountain  
And walked **down** with God's commands.  
Then they walked **around** for 40 years  
To reach the promised land.





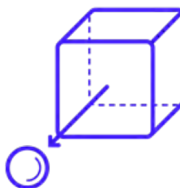
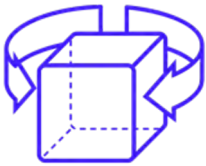

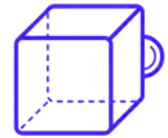

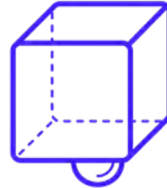
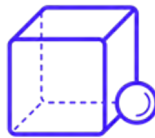





# 1 & 2 Homework

1. Read the next lesson's Bible verses: [Ruth 1:1-4:21](#) in your language.
2. Write 6 sentences about your room. You may use **above, across, around, at, behind, below, beside, between, in** and more.
  - A. A desk is beside my bed.
  - B.
  - C.
  - D.
  - E.
  - F.
  - G.



# 3. Write the words for each picture.

<b>1</b> 	<b>2</b> 	<b>3</b> 	<b>4</b> 	<b>5</b> 	<b>6</b> 
on					
The ball is on the box.					
<b>7</b> 	<b>8</b> 	<b>9</b> 	<b>10</b> 	<b>11</b> 	<b>12</b> 





## 4. Write and say the sentences

A. The boat is in the lake.

B. The moon is above the earth.

C. We live across the street.

D. The books are on the shelf.

E. God wants to have a relationship with us.

F. All people have to obey the law.



# 5. Homework

Order the sentences from 1-6 from the story of God and Moses.

\_ God chose Moses to lead the people out of Egypt.

\_ God's people arrived in the Promised Land.

\_ Moses led the people to a mountain.

1 God's people were slaves in Egypt.

\_ Moses did many miracles in Egypt.

\_ God gave Moses the 10 Commandments.



## 6. Homework – Choose 1 Verse to Memorize

**A**

Be holy in everything you do, just as God is holy. He is the one who chose you.

1 Peter 1:15 ERV

**B**

His love for his followers is as high above us as heaven is above the earth.

Psalm 103:11 ERV

## 6. Homework – Choose 1 Verse to Memorize

C

“Yes, I am sure that nothing can separate us from God’s love—not death, life, angels, or ruling spirits. I am sure that nothing now, nothing in the future, no powers, nothing above us or nothing below us—nothing in the whole created world—will ever be able to separate us from the love God has shown us in Christ Jesus our Lord.” Romans 8:38-39 ERV



# 7. Homework

above

around

below

behind

on

out of

- A. God rules the heavens above and the earth \_\_\_\_\_.
- B. Some walked in front of Jesus, others walked \_\_\_\_\_ him.
- C. God wrote the laws \_\_\_\_\_ stone tablets.
- D. They walked \_\_\_\_\_ the desert for 40 years.
- E. All the animals came \_\_\_\_\_ Noah's boat.

## 8. Homework

- A. Where is the car?
- B. Where is the man?
- C. Where is the water?
- D. How much is a car wash?
- E. Do you have a car?
- F. What do you wash?

***Sale: \$3.99 for a car wash at Hal's.***



**“Hal has the best car wash in town. We clean your car all around, inside and out, with soap from above and below!”**



## 9. Homework: Write your answers.

Which one of God's laws ...?

- A. Do you like best?
- B. Is hard for you to follow?
- C. Helps you to live a holy life?
- D. Helps you to love all people?



# 10. Homework - Now I Can...

- I can answer, "Where is it?"
- I can understand, say, read, and write the 12 vocabulary words.
- I can describe where things are placed.
- I understand God's laws.





# Closing Prayer

# Help us share the Light of the World!

Thank you for using our materials. If these lessons are a blessing to you, please give or volunteer to help others learn English through the Bible.

For more information, visit [LightOfTheWorldLearning.org](https://LightOfTheWorldLearning.org)



# Appendix



- How to Use Lessons: [bit.ly/UseLOTW](https://bit.ly/UseLOTW)
- Irregular Verb List: [bit.ly/ListVerbs](https://bit.ly/ListVerbs)
- Lesson Downloads: [LightOfTheWorldLearning.org](https://LightOfTheWorldLearning.org)
- Order Books: [bit.ly/BooksLOTW](https://bit.ly/BooksLOTW)
- Share Your Feedback: [bit.ly/FeedbackLOTW](https://bit.ly/FeedbackLOTW)
- Table of Contents: [bit.ly/TocLOTW](https://bit.ly/TocLOTW)
- Video Channel: [youtube.com/@LightOfTheWorldLearning](https://youtube.com/@LightOfTheWorldLearning)
- Vocabulary List: [bit.ly/VocabUS](https://bit.ly/VocabUS)
- Website: [LightOfTheWorldLearning.org](https://LightOfTheWorldLearning.org)

# Acknowledgements

We would like to thank the entire Light of the World volunteer team for their hard work and creativity in making this project possible. For all those around the world who prayed, wrote, edited, narrated, illustrated, sang, tested and gave generously for this curriculum, we appreciate you sharing the love of Jesus through the gift of English. Our team members include:

Anonymous  
Jean Ato  
Larry Buell  
Cindy Campbell  
Nancy Cobb  
Emily Cox  
Marilyn Dano  
EasyReadEnglish.com  
Don Edic  
MaryBeth Gahan  
Melina Gallo  
Alicia Gentile  
Prakash Chandra Giri

Ellenor Gopal  
Rachel Grijincu  
Carol Hale  
Emily Hamilton  
Patty Hickman  
Carey Jo Johnston  
Nancy Kingdon  
Dorothy Konadu  
Martha Lane  
Bruce Lewis  
Elena Lewis  
Ward Lewis  
Johnny Lukashevich

Gail MacMillan  
Ivan Mader  
Amy Martin  
Tracy Meddaugh  
Barbara Newsome  
Brenda Nielsen  
Deborah O'Donnell  
Georg Ort  
Martha Ort  
Joan Phelps  
Ellie Talalight  
Darrell Turner  
Graham Whitmore

Cheri Wilke  
Ted York  
Anita Zeifert

Images on slides 12-18,  
22 by Sweet Publishing/  
FreeBibleImages.org,